

# MEDICAID IN NEW YORK CITY

Included Counties: Bronx, Kings, New York, Queens, Richmond

- Medicaid pays hospitals and nursing homes less than the actual cost of the care they deliver
- This puts severe financial strain on institutions that serve vulnerable, low-income patients
- Fully funding New York's Medicaid program will help stabilize safety net hospitals and reduce healthcare disparities
- 100% of New York's recently adopted Managed Care Organization (MCO) tax must go to healthcare, especially considering the looming federal threat to Medicare and Medicaid funding

## MEDICAID ENROLLEES

All  
**4,036,283**



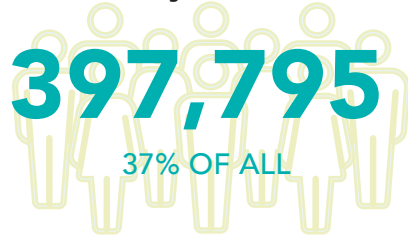
Dual Eligibles  
(Medicare & Medicaid)  
**665,332**

## INPATIENT DISCHARGES

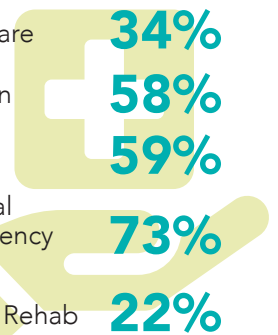
**Paid by Medicaid**

**397,795**

37% OF ALL



Acute Care	<b>34%</b>
Newborn	<b>58%</b>
Psych	<b>59%</b>
Chemical Dependency Rehab	<b>73%</b>
Medical Rehab	<b>22%</b>



## OUTPATIENT VISITS

**Paid by Medicaid**

**1,655,495**  
50% OF ALL  
Emergency



**4,297,455**  
38%  
General Clinic



**2,051,121**  
63%  
Mental Health &  
Substance Abuse



**195,116**  
21%  
Ambulatory  
Surgery



## MEDICAID SPENDING

**\$56.2B**



## NURSING HOME DAYS

**76%**

**Paid by Medicaid**

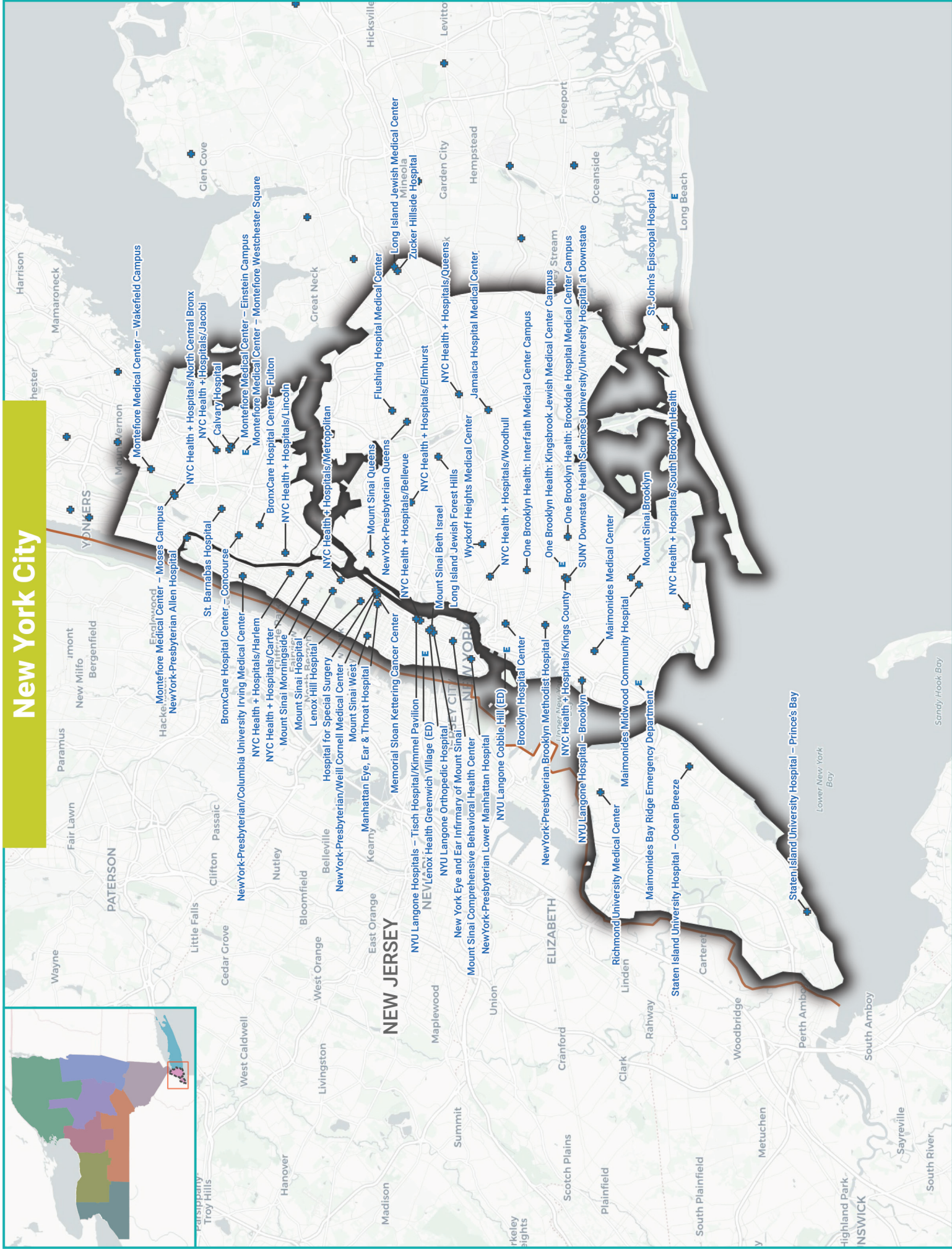


Sources: NYS Medicaid Enrollment Databook (November 2024), CMS Medicare Monthly Enrollment (September 2024), 2022 NYS Residential Health Care Facility Cost Reports and 2023 NYS Institutional Cost Reports (unaudited), Medicaid Budget and Expenditure System/State Children's Health Insurance Program Budget and Expenditure System Form CMS-64 Financial Management Report for FY 2023, New York State Medicaid Global Cap Spending Report. FY 2024 4th Quarter Global Cap Closeout Report



**healthcare  
education  
project**

**Healthcare • Education • Action!**



Note: children's hospitals located in the main hospital campus are not shown.