

MEDICAID IN MID-HUDSON

Included Counties: Dutchess, Orange, Putnam, Rockland, Sullivan, Ulster, Westchester

- Medicaid pays hospitals and nursing homes less than the actual cost of the care they deliver
- This puts severe financial strain on institutions that serve vulnerable, low-income patients
- Fully funding New York's Medicaid program will help stabilize safety net hospitals and reduce healthcare disparities
- 100% of New York's recently adopted Managed Care Organization (MCO) tax must go to healthcare, especially considering the looming federal threat to Medicare and Medicaid funding

MEDICAID ENROLLEES

All
678,375



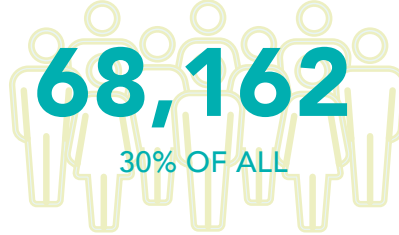
Dual Eligibles
(Medicare & Medicaid)
89,282

INPATIENT DISCHARGES

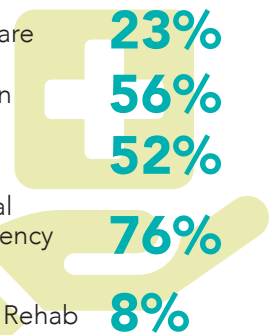
Paid by Medicaid

68,162

30% OF ALL



Acute Care	23%
Newborn	56%
Psych	52%
Chemical Dependency Rehab	76%
Medical Rehab	8%



OUTPATIENT VISITS

Paid by Medicaid

250,151
36% OF ALL
Emergency



139,510
24%
General Clinic



714,962
67%
Mental Health &
Substance Abuse



26,662
14%
Ambulatory
Surgery



MEDICAID SPENDING

\$8.7B



NURSING HOME DAYS

68%

Paid by Medicaid

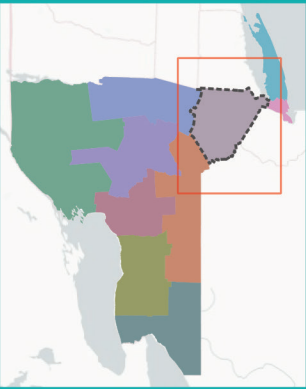


Sources: NYS Medicaid Enrollment Databook (November 2024), CMS Medicare Monthly Enrollment (September 2024), 2022 NYS Residential Health Care Facility Cost Reports and 2023 NYS Institutional Cost Reports (unaudited), Medicaid Budget and Expenditure System/State Children's Health Insurance Program Budget and Expenditure System Form CMS-64 Financial Management Report for FY 2023, New York State Medicaid Global Cap Spending Report. FY 2024 4th Quarter Global Cap Closeout Report

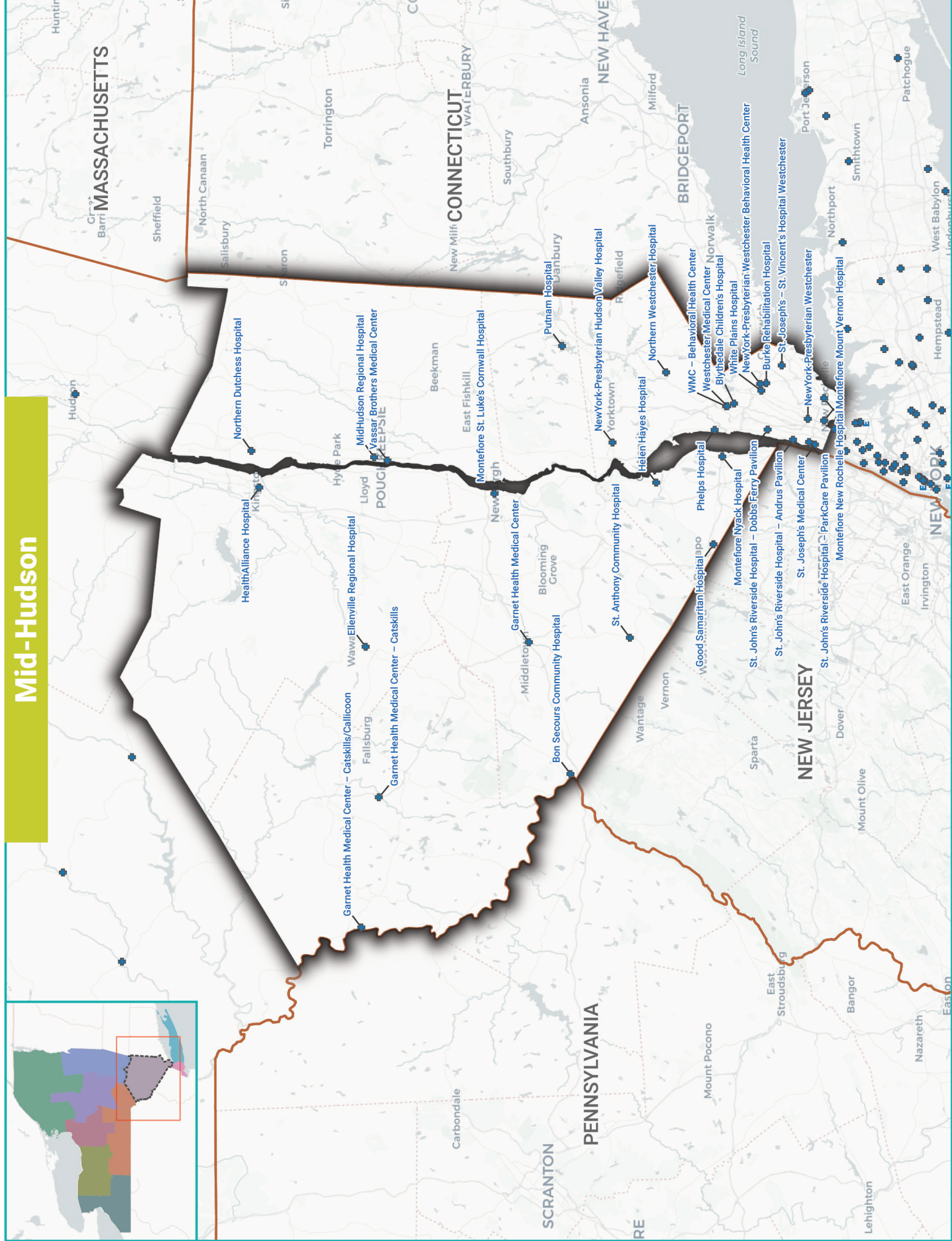


**healthcare
education
project**

Healthcare • Education • Action!



Mid-Hudson



Note: children's hospitals located in the main hospital campus are not shown.